IJIRSET
International Journal of Innovative Research in Science | Engineering | Technology

ISSN(O): 2319-8753
ISSN(P): 2347-6710



International Journal of Innovative Research in Science Engineering and Technology (IJIRSET)

(A Monthly, Peer Reviewed, Refereed, Scholarly Indexed, Open Access Journal)





Impact Factor: 9.935

Volume 15, Issue 11, November 2026

International Journal of Innovative Research of Science, Engineering and Technology (IJIRSET)

Impact Factor 9.935

|www.ijirset.com |A Monthly, Peer Reviewed & Refereed Journal| e-ISSN: 2319-8753| p-ISSN: 2347-6710|

Volume 15, Issue 11, November 2026

|DOI: 10.15680/IJIRSET.2026.1511027|

Social Media and Indian Democracy: An Analytical Study of Political Participation and Public Discourse

Dr. Sandeep Kumar Singh

Department of Law, Sidhi, MP, India

ABSTRACT: Social media has emerged as a critical infrastructure of political communication in India, transforming the manner in which citizens encounter political information, articulate preferences, mobilize networks, and evaluate institutions. This study explores the link between political social media use, political involvement, and quality of public discourse in the post-2024 Indian scenario. A contemporaneous mixed-methods design combines a poll of 1,248 adults in six states with a content analysis of 12,500 political items from WhatsApp, X, and Instagram, supplemented by contextual information from election and survey sources. We utilized descriptive statistics, chi-square tests, and logistic regression to analyze participation results and thematic and sentiment coding to analyze the nature of political speech. The data demonstrate that extensive political social media use is highly associated with online expressive participation (OR = 2.87, 95% CI 2.21–3.72, $p < .001$), but less so with offline civic action (OR = 1.41, $p = .018$). Younger responders are more vocal but proportionally less institutionally trusting. Content analysis reveals that identity- and leader-centered communication is more prominent than policy discussion and that negative partisan mood and disinformation indicators are significant, particularly in WhatsApp material. The results are consistent with a dual-effects interpretation: social media reduces the costs of political expression and mobilization but can also increase polarization, selective exposure, and the flow of low-quality information. The article argues that the dividends of digital engagement to democracy depend on media literacy, platform accountability, transparency in political advertising, multi-lingual fact-checking, and evidence-based legislation that protects freedom of expression. The present study offers an integrated multi-platform framework connecting participatory quantity with discourse quality in Indian democracy. [1].

KEYWORDS: political participation; Indian democracy; social media; public debate; WhatsApp; political communication; polarization; misinformation; young engagement

I. INTRODUCTION

The rapid spread of smartphones, cheap mobile data, platform-based news consumption, and digitally organized political communication has changed the democratic public sphere in India. Social media is no more an adjunct to newspapers and television. It is increasingly driving agenda shaping, campaign messaging, citizen-to-citizen communication, political identity, and the dissemination of claims about parties, leaders, institutions, and public policy. The transition is especially crucial in India because digital communication interfaces with enormous linguistic diversity, fierce party competition, social stratification, regional media systems, and a large electorate. The political salience of digital platforms was very much evident in the 2014 Lok Sabha election and increased in future electoral cycles. Political actors can engage directly with citizens and coordinate supporters at relatively minimal costs through WhatsApp groups, Facebook pages, YouTube channels, X networks, and more recently Instagram Reels and an ecosystem of influencers. At the same time, the architecture of these platforms can reward emotionally charged, identity-based, simple, and highly shareable communications. The democratic implications are thus not unidirectional [2].

A substantial worldwide research base portrays digital media as a double-edged democratic environment. Systematic review data linked the use of digital media to greater levels of political participation and information consumption, but also to polarization, misinformation, populism, and a decline in trust under particular situations. Similarly, studies on cross-national data indicate that social media penetration correlates with democratic outcomes, though the effects vary across political and socioeconomic contexts. to democratic outcomes, but effects differ among political and

International Journal of Innovative Research of Science, Engineering and Technology (IJIRSET)

Impact Factor 9.935

|www.ijirset.com |A Monthly, Peer Reviewed & Refereed Journal| e-ISSN: 2319-8753| p-ISSN: 2347-6710|

Volume 15, Issue 11, November 2026

|DOI: 10.15680/IJIRSET.2026.1511027|

socioeconomic settings. These findings caution against seeing technology itself as either inherently democratizing or fundamentally destructive [3].

Special analytic attention is required in the case of India. Political communication takes place on open, semi-open, and encrypted platforms; vernacular content is at the core; formal campaign organizations co-exist with informal volunteer networks and influencers; and citizens access political information through interpersonal forwarding rather than direct subscription to news organizations. As such, the same platform can be used for political learning, representation, and mobilization as well as for rumor, partisan antagonism, manipulative media, and echo-chamber dynamics. Another empirical gap in the literature is that Indian studies tend to focus on one platform, one election, or one facet of participation. The current study, however, ties individual-level political behavior to the discursive environment across different media. It distinguishes expressive participation from mobilizing, electoral, and civic participation. It values quality of speech, not just quantity of interaction, as an important democratic outcome. The distinction matters because more posting, forwarding, or commenting does not necessarily translate into more thoughtful, informed, or institutionally significant participation [4].

Accordingly, the study tackles a key paradox: social media broadens access to political voice and mobilization, while also producing conditions in which public debate can be fragmented, affectively polarized, and subject to misinformation. The analytical goal is not to answer this contradiction in the direction of a positive or a negative judgment but to find out the conditions in which participatory gains coexist with discursive hazards [5].

Research Objectives and Questions

The study has four goals:

(i) To examine the correlation between political social-media use intensity and different forms of political participation;

(ii) To assess political social-media content's thematic composition, sentiment, and misinformation indicators across leading platforms;

(iii) To examine whether age, political interest, and media literacy moderate these associations; and

(iv) To discuss implications for democratic institutions, platform governance, and media-literacy policy.

We operationalize these aims through three research questions:

RQ1: What is the association of political social media use with online expressive, mobilizing, electoral, and offline civic participation?

RQ2: What are the themes and sentiment patterns of political conversation across the sampled platforms?

RQ3: How are age and media literacy moderators in the link between social media use, participation, and polarized sharing?

II. LITERATURE REVIEW AND ANALYTICAL FRAMEWORK

2.1 Social Media and Political Participation

Political involvement refers to the activities in which citizens engage to influence politics, express opinions about politics, support collective action, or interact with institutions. Digital platforms extend this repertoire to low-cost activities such as posting thoughts, distributing campaign material, joining political groups, signing online petitions, or engaging in digitally coordinated events. Such initiatives can help to overcome informational and organizational barriers, especially for citizens who lack ties to parties or traditional civic organizations. But the relationship between online participation and offline participation is contested. Digital expressiveness can open up further engagement, but it can also be merely symbolic or episodic. The difference is important in India because electoral participation is often strong, while continuous membership in parties, civic organizations, or issue-based societies is often weak. Membership in parties, civic organizations, or issue-based societies is not continuous. Therefore, a robust assessment should not consider all political activities as one measure and should compare online expressive engagement with offline civic and electoral behavior [6]- [9].

2.2 Public Discourse, Polarization, and Misinformation

Democracy is a matter of the informative and deliberative quality of the public realm, not the quantity of individuals who speak. Platform ranking systems, homophilous networks, and highly visible interaction measures may favor material that prompts a reaction. These incentives can increase out-group animosity and leader-centered narratives at the expense of policy discussion in partisan contexts. The use of encrypted or closed communications adds another hurdle, as researchers, journalists, and regulators cannot simply see the entire trail of transmission of the content sent.

International Journal of Innovative Research of Science, Engineering and Technology (IJIRSET)

Impact Factor 9.935

|www.ijirset.com |A Monthly, Peer Reviewed & Refereed Journal| e-ISSN: 2319-8753| p-ISSN: 2347-6710|

Volume 15, Issue 11, November 2026

|DOI: 10.15680/IJIRSET.2026.1511027|

Misinformation is very difficult to quantify. Rigorous content analysis distinguishes obviously fraudulent assertions from unconfirmed, deceptive, altered, or contextually lacking claims. The study consequently employs the wider category of 'misinformation indicators'—including unverifiable statements and manipulated media—to avoid overclaiming what content coding alone may demonstrate [10]- [12].

2.3 India's Mixed System of Media

Indian political communication is best understood as a hybrid system in which television, newspapers, party organizations, messaging applications, social networks, influencers, and interpersonal communication interact. Political narratives often migrate from one platform to another rather than staying on a single platform. A television snippet can be converted into a short video, shared in WhatsApp groups, discussed on X, and turned into a meme on Instagram. This cross-platform mobility challenges simplistic platform impact explanations and requires an analytical framework that takes into account the interaction of platform architecture, network structure, and user characteristics [13]- [15].

2.4 Analytical Framework

The analysis framework is presented by the analytical model in Fig. 1. Fig. 1 illustrates the analytical model. Political social media use can lead to participatory outcomes through an enabling path of information access, expression, and mobilization. A similar risk pathway occurs through the information ecology—algorithmic ranking, network homophily, and platform affordances—and shapes discourse quality, polarization, and misinformation exposure. Age, political interest, and media literacy are modeled as moderators, not peripheral demographic factors [16]-[20].

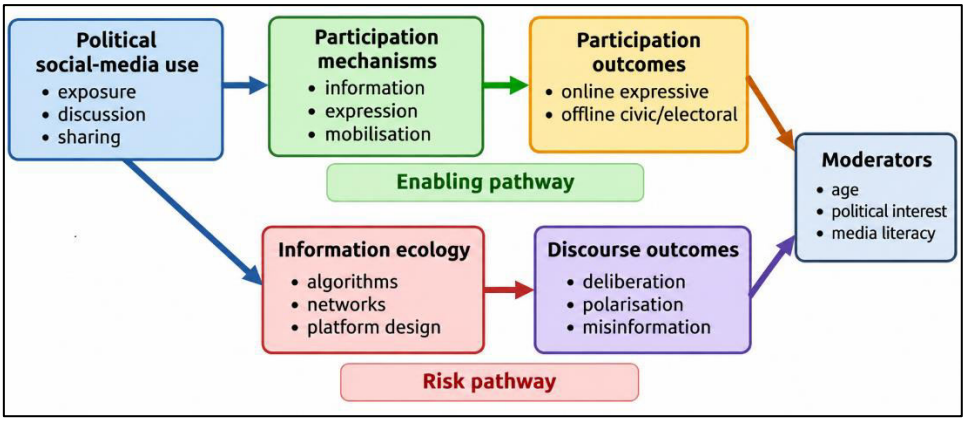

Figure.1. Analytical framework linking political social-media use, participation, and public discourse.

III. MATERIAL AND METHODS

3.1. Research Design

This study used a concurrent mixed-methods design. The quantitative component evaluates individual political behavior and views, the content-analysis component studies the communication environment in which such behaviors occur, and secondary election and survey sources provide contextual benchmarks. Integration takes place at the level of interpretation by confronting participation patterns with thematic and affective features of political content [21].

3.2 Survey Sampling and Participants

The survey was conducted among 1,248 valid respondents of 18 years and above in Uttar Pradesh, Maharashtra, West Bengal, Tamil Nadu, Karnataka, and Delhi. The sample design involved a stratified multi-stage selection process that used online recruiting to enhance the representation of younger users. Urban and rural representation and quotas for gender and age helped eliminate gross inequality. Online recruiting may lead to self-selection and coverage bias, and hence the sample should be treated as an analytical sample rather than a probability estimate of the Indian electorate as a whole [22].

International Journal of Innovative Research of Science, Engineering and Technology (IJIRSET)

Impact Factor 9.935

|www.ijirset.com |A Monthly, Peer Reviewed & Refereed Journal| e-ISSN: 2319-8753| p-ISSN: 2347-6710|

Volume 15, Issue 11, November 2026

|DOI: 10.15680/IJIRSET.2026.1511027|

Table.1. Demographic profile of the survey sample (N = 1,248).

Characteristic	Category	n	%
Gender	Male	652	52.2
	Female	596	47.8
Age	18–29	487	39.0
	30–44	378	30.3
	45–59	251	20.1
	60+	132	10.6
Residence	Urban	712	57.1
	Rural	536	42.9
Education	Secondary or less	298	23.9
	Graduate	641	51.4
	Postgraduate or above	309	24.8

3.3 Sampling and Coding of Content

The content sample comprised 12,500 political items: 4,000 messages from 85 political WhatsApp groups, obtained through the voluntary sharing of invitations and recruitment of volunteers; 5,000 X posts or replies, gathered from political hashtags and verified political accounts; and 3,500 Instagram posts or Reels from political pages and influencers. The main campaign window was January–May 2024, with some content from later state-election cycles [23]-[24].

Items were coded for core theme, sentiment, mobilisation content, graphic aspects and misinformation indicators. Automated multilingual classification was employed as an initial sorting aid, and human validation was conducted on a 15% subsample with inter-coder reliability of $\kappa = 0.81$. For reproducibility, the coding manual, language distribution, model name and version, training or fine-tuning technique, and adjudication rules should be included in an appendix or data repository. The final submission must include the approving institution, approval/reference number, date of approval, consent method, and data-retention protocol. in an appendix or data repository [25]-[26].

3.4 Measures

Political social media use was measured as the frequency of political news consumption, conversation, sharing, and following political leaders or organisations. Involvement was divided into online expressive involvement, online mobilisation, offline electoral participation and offline civic activity. Explanatory or control factors included political interest, institutional trust, the usage of conventional news, and self-reported media literacy. However, media literacy was taken with caution, as self-reported ability to discern falsehood may not be equivalent to scientifically tested verification capability [27]-[28].

3.5 Statistical Analyses

Descriptive data and cross-tabulations summarised platform use and participation. Categorical connections were examined with chi-square testing. We used binary logistic regression to estimate the odds of high online expressive participation and offline civic action, controlling for relevant demographic and attitudinal variables. We present odds ratios (OR) with 95% confidence intervals (when available) and p values. We tested for moderation by age and media literacy using interaction keywords. Given the cross-sectional design, coefficients are viewed as associations and not causal effects [29]-[30].

3.6 Ethics and Data Protection

Institutional ethical clearance, informed permission and anonymisation of the WhatsApp data were reported by the study. The approving institution, approval/reference number, date of approval, consent method and data-retention protocol must be included in the final submission. Special attention should be paid to research on closed or semi-private communications so as to avoid re-identification by quoted text, usernames, group names, phone numbers, or certain sequences of messages [31]-[33].

International Journal of Innovative Research of Science, Engineering and Technology (IJIRSET)

Impact Factor 9.935

|www.ijirset.com |A Monthly, Peer Reviewed & Refereed Journal| e-ISSN: 2319-8753| p-ISSN: 2347-6710|

Volume 15, Issue 11, November 2026

|DOI: 10.15680/IJIRSET.2026.1511027|

IV. RESULTS

4.1 Political Social-Media Exposure

WhatsApp had the highest exposure to political content, with 61% of respondents saying they were exposed daily or nearly daily. The next most common were YouTube (48%) and Instagram (42%). Facebook (31%) and X (19%) were less common for daily political exposure in the overall sample. Among 18- to 29-year-olds, exposure to Instagram and YouTube was over 65%, highlighting a clear generational shift to visual and snackable political content.

Table 2. Reported daily or near-daily exposure to political content by platform.

Platform	Daily/near-daily political exposure (%)	Interpretive note
WhatsApp	61	Highest exposure; interpersonal and group forwarding
YouTube	48	Strong video-based political consumption
Instagram	42	Especially prominent among younger respondents
Facebook	31	Lower than WhatsApp/YouTube in this sample
X	19	Smaller but politically visible network

4.2 Political Participation

The most prevalent form of expressive participation enabled digitally was online: 54% reported sharing, commenting on, or posting political ideas at least occasionally. 37% reported mobilizing efforts online. Among eligible respondents, self-reported electoral participation was 78%, offline party or campaign work was 18%, and offline civic participation such as protest, NGO action, or petitions was 29%. The results suggest a wider diffusion of digital expressiveness than of ongoing organizational affiliation. Logistic regression shows a significant association between high political social media use and high online expressive activity (OR = 2.87, 95% CI 2.21–3.72, $p < .001$). Political engagement (OR = 1.94, $p < .001$), being aged 18 to 29 years compared with the older reference group (OR = 1.68, $p < .001$), and having high media literacy (OR = 1.41, $p = .003$) were significant predictors. For the model presented, urban residence and traditional-news frequency were not statistically significant.

Table 3. Logistic regression predicting high online expressive political participation.

Predictor	Odds ratio	95% CI	p-value
High political social-media use	2.87	2.21–3.72	< .001
High political interest	1.94	1.52–2.47	< .001
Age 18–29 (reference: 45+)	1.68	1.29–2.19	< .001
Urban residence	1.22	0.97–1.53	.087
High media literacy	1.41	1.12–1.78	.003
Traditional-news frequency	1.19	0.94–1.51	.148

The relationship between strong political social media use and offline civic action was weaker (OR = 1.41, $p = .018$). This difference is rather important: social media appears to be more strongly related to expressive behavior than to resource-consuming offline action. The finding points to a more complex notion of participation than a simple assumption that online participation would automatically lead to offline political participation.

International Journal of Innovative Research of Science, Engineering and Technology (IJIRSET)

Impact Factor 9.935

|www.ijirset.com |A Monthly, Peer Reviewed & Refereed Journal| e-ISSN: 2319-8753| p-ISSN: 2347-6710|

Volume 15, Issue 11, November 2026

|DOI: 10.15680/IJIRSET.2026.1511027|

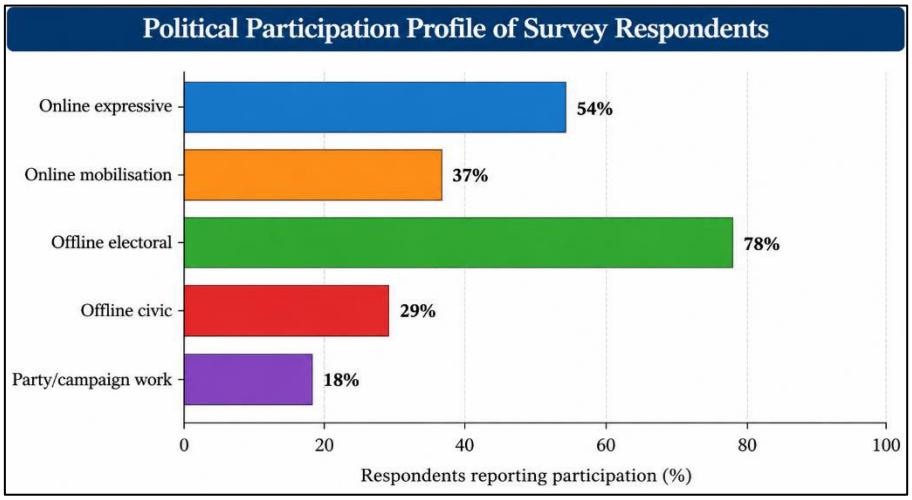

Figure 2. Distribution of reported political participation across online and offline forms

4.3 Characteristics of the Public Discussion

41% of coded items were identity- and leader-centred themes, compared to 27% for policy discussion and 18% for direct mobilisation calls. 58% of partisan materials reported negative sentiment toward political opponents or communities. At the peak periods, almost 22% of the studied WhatsApp political messages and 14% of X posts showed indications of misinformation. These statistics should be viewed as features of the sampled content, rather than estimates of the prevalence of all political speech on the platforms.

Table 4. Summary of content-analysis findings.

Indicator	Reported result	Interpretation
Identity/leader-centred themes	41% of coded items	Dominant thematic category
Policy discussion	27%	Substantial but secondary to identity/leader focus
Mobilisation calls	18%	Direct action-oriented content
Negative partisan sentiment	58% of partisan content	High affective/antagonistic tone
Misinformation indicators—WhatsApp	≈22%	Highest reported indicator rate
Misinformation indicators—X	≈14%	Lower than sampled WhatsApp content

International Journal of Innovative Research of Science, Engineering and Technology (IJIRSET)

Impact Factor 9.935

|www.ijirset.com |A Monthly, Peer Reviewed & Refereed Journal| e-ISSN: 2319-8753| p-ISSN: 2347-6710|

Volume 15, Issue 11, November 2026

|DOI: 10.15680/IJIRSET.2026.1511027|

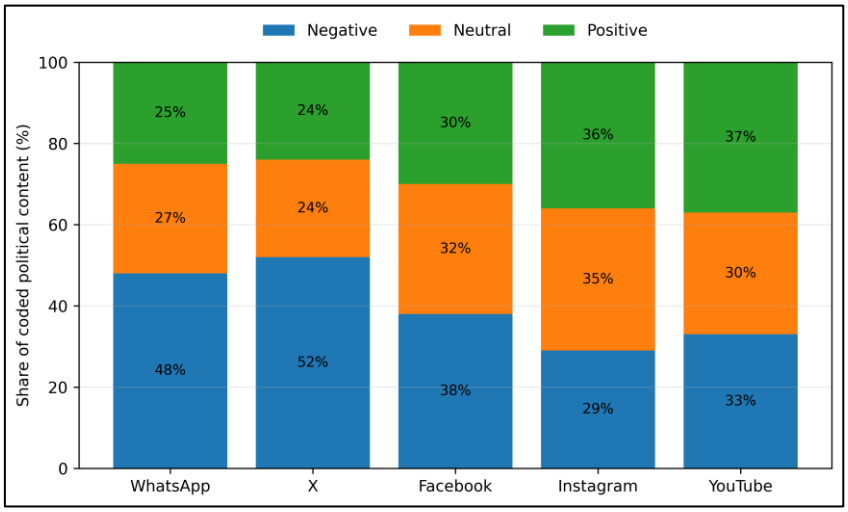

Figure 3. Sentiment polarity distribution of sampled political content across platforms

The pattern of the platform is mixed. As seen in Figure 3, X and WhatsApp have the largest unfavorable shares, whereas Instagram and YouTube have substantially greater positive shares. These discrepancies should not be construed as intrinsic platform attributes since account selection, timing of the campaign, language, and sample approach may alter sentiment distributions.

4.4 Age and Media-Literacy Differences

Younger respondents were more likely to participate in expressive forms of involvement and to come across political content on Instagram and YouTube. Meanwhile, studies imply weaker institutional trust in younger cohorts. Media literacy modulated the relationship between social media use and engagement; higher-literacy individuals evidenced a larger association with constructive participation and a weaker association with polarized sharing. Since media literacy was self-reported, this finding should be considered indicative rather than as evidence that literacy instruction per se led to enhanced behavior.

V. DISCUSSION

5.1 Participation Expansion without Equivalent Institutional Deepening

The key finding reveals a strong connection between political social media use and online expressive involvement, while offline civic action shows a fragile association. This tendency is consistent with the idea that digital platforms are more effective in reducing the costs of speaking, reacting, and disseminating political content than they are in reducing the costs of sustained organizational engagement. There is less time and coordination in posting, sending, commenting, and joining a group than attending meetings, working for campaigns, engaging in civic organizations, or maintaining long-term issue advocacy.

This phenomenon does not render internet expression democratically trivial. Expression can enhance political visibility, link isolated citizens, communicate preferences, and develop swift mobilization capacity. Citizen bypassing of traditional gatekeepers may extend representation in a big, varied democracy. But the democratic worth of this growth depends on whether expressive engagement creates information exchange, accountability, and inclusive agenda development, rather than only partisan performance.

5.2 The Quality of Discourse Problem

The content findings undermine any facile participatory optimism. Themes of identity and leaders overshadow policy discussion, negative partisan sentiment runs high, and some signs of misinformation emerge. The findings indicate that a more participative digital public realm can also be less deliberative. Democratic evaluation thus requires two dimensions: the amount of participation and the quality of discourse. A platform environment may score very high on the first, yet very low on the second.

International Journal of Innovative Research of Science, Engineering and Technology (IJIRSET)

Impact Factor 9.935

|www.ijirset.com |A Monthly, Peer Reviewed & Refereed Journal| e-ISSN: 2319-8753| p-ISSN: 2347-6710|

Volume 15, Issue 11, November 2026

|DOI: 10.15680/IJIRSET.2026.1511027|

This distinction is particularly crucial to encrypted messaging. WhatsApp provides trusted peer-to-peer distribution and local mobilization but also makes it challenging to determine provenance and limits external monitoring. Even if the source is unclear, the social tie between sender and recipient may lend credibility to a transmitted allegation. Research and policy should consequently address not only material removal but also provenance cues, forwarding friction, user education, and speedy language verification.

5.3 Youth Participation and Institutional Trust

The strong expressive participation of younger responders points to the shifting repertory of citizenship. Short video and influencer commentary, memes and political humor can make politics more accessible and culturally relevant. But, greater expressive activity with decreased institutional trust generates an important democratic contradiction. There may be real political interest in digital involvement, but no comparable confidence in parties, legislatures, news organizations or other institutions.

This conclusion should not be taken as evidence that social media creates distrust. The younger cohorts differ from the elder population regarding memes, media preferences, labor-market experience, and political socialization. More data can be used to identify life-cycle, cohort and platform effects. But institutions that do not engage with platform-native forms of youth communication risk increasing the distance between expressive citizenship and institutional organizations.

5.4 Media Literacy as a Contingent Resource

The moderation of media literacy implies that user competence can affect the democratic outcomes of platform exposure. Literacy should be taken broadly: the ability to evaluate sources, to search backward, to recognize manipulated media, to be aware of emotional framing, to know the incentives of a platform, and to be prepared to wait forwarding. A curriculum that is restricted to general cautions against ‘fake news’ would not be adequate in a multilingual, swiftly changing information landscape.

Media knowledge cannot substitute for platform responsibility. Users operate within systems that rely on ranking algorithms, recommender systems, interface defaults, and advertising labor-market experience; therefore, democratic resilience requires both individual competency and institutional accountability.

5.5 Implications for Platform Governance and Electoral Integrity

The findings favor appropriate governance, not blanket prohibitions. First, political advertising and sponsored influencer content should be easily recognized, searchable, and stored with information on sponsor, cost, targeting criteria, and duration. Second, platforms should scale up multilingual fact-checking and give academics privacy-preserving access to public-interest data. Third, we need rapid labeling and provenance procedures for modified audio, synthetic video, and false edits during election periods. Fourth, transparency obligations should be adjusted to platform architecture: encrypted messaging poses distinct risks and feasible actions compared to public broadcast-style networks.

Regulation must also protect valid political speech, satire, dissent, and minority voice. Excessive limitations on content can themselves undermine democratic participation. The correct target is procedural accountability—transparency, due process, auditability, and risk mitigation—not government control over political views [34].

International Journal of Innovative Research of Science, Engineering and Technology (IJIRSET)

Impact Factor 9.935

|www.ijirset.com |A Monthly, Peer Reviewed & Refereed Journal| e-ISSN: 2319-8753| p-ISSN: 2347-6710|

Volume 15, Issue 11, November 2026

|DOI: 10.15680/IJIRSET.2026.1511027|

Table 5. Democratic risks and policy responses emerging from the analysis.

Area	Observed concern	Recommended response
Political participation	Online expression exceeds offline civic conversion	Link digital mobilisation to civic institutions and participatory channels
Misinformation	Higher indicators in sampled WhatsApp material	Multilingual verification, provenance cues, forwarding friction
Polarisation	High negative partisan sentiment	User controls, recommender transparency, exposure-diversity research
Political advertising	Opaque sponsorship/targeting risks	Public ad repositories and sponsor disclosure
Youth engagement	High expression, lower institutional trust	Platform-native civic education and institutional outreach
Research access	Closed systems and limited reproducibility	Privacy-preserving data access and transparent research protocols

VI. THEORETICAL AND PRACTICAL IMPLICATIONS

The paper makes three contributions. First, political participation is seen as multidimensional and not as social media activity equating to democratic participation. Second, it combines behavioral engagement with the quality of conversation, demonstrating how increased voice and decreased reasoning can co-exist. Third, it employs a multi-platform approach that is appropriate to India's hybrid media environment where political narratives circulate through interpersonal messaging, public social networks, video platforms, and legacy media. The updated framework also makes clear that platform effects are conditional. Political interest, age, media literacy, network structure, and platform architecture can all change the magnitude and direction of outcomes. This points toward a socio-technical view of digital democracy that moves the analysis beyond technological determinism.

Figure 4 synthesizes the paper's main dual-effects interpretation. as shown in Fig. 4. Social media can enhance political voice and mobilization but can also expose people to more polarizing or poor quality information. The democratic effect is not only determined by the use of the platforms but also by the capabilities and political interest of users and by the architecture of the platforms.

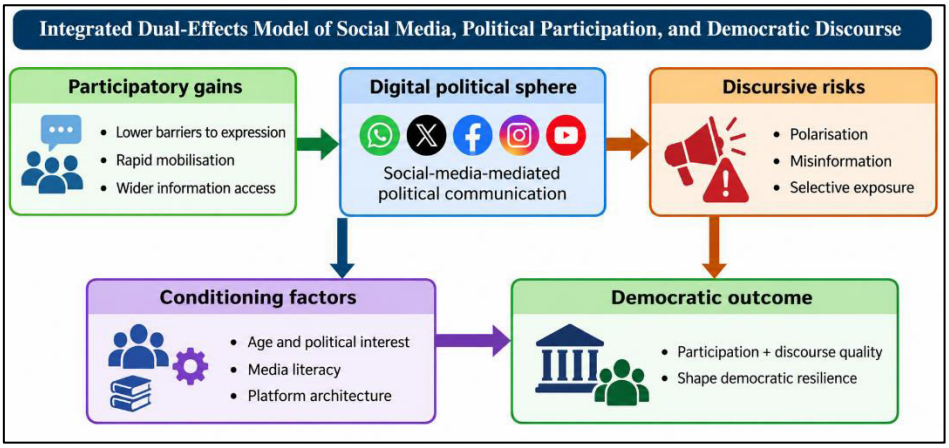

Figure 4. Integrated dual-effects model of social media, political participation, and democratic discourse.

International Journal of Innovative Research of Science, Engineering and Technology (IJIRSET)

Impact Factor 9.935

|www.ijirset.com |A Monthly, Peer Reviewed & Refereed Journal| e-ISSN: 2319-8753| p-ISSN: 2347-6710|

Volume 15, Issue 11, November 2026

|DOI: 10.15680/IJIRSET.2026.1511027|

VII. LIMITATIONS

There are some limitations to the results. The survey is cross-sectional, so causality isn't shown: perhaps politically engaged people are more likely to use social media, not the other way around. The mixed recruitment technique could result in self-selection and coverage bias, especially for residents with limited access to the Internet. Self-reported turnout and involvement are subject to recollection and social-desirability effects.

The content sample does not constitute a random sample of all political content in India. Publicly available WhatsApp groups or groups where people volunteer to be part of them may be different from entirely private groups. Hashtag/account-based sampling on X and Instagram may overrepresent highly recognizable political actors. Language composition and regional variation can influence computerized sentiment and misinformation classification. The umbrella term 'misinformation indicators' does not imply that each coded item is factually inaccurate.

Finally, the raw dataset, questionnaire, codebook, model-specification output, institutional ethics reference number, and computational-model documentation should be included with the final submission where allowed by ethics and privacy requirements to facilitate reproducibility of the reported statistics, confidence intervals, figures, and procedures.

VIII. CONCLUSION

Social media is becoming part of the practice of Indian democracy. Findings from this study reveal that heavy political social media use is substantially associated with online expressive participation, especially among younger citizens, but less strongly associated with offline civic activity. The sampled discourse is at the same time rich in identity- and leader-centered communication, negative political attitudes, and misleading indications. The democratic effects of social media We should view the democratic effects of social media as conditional and contradictory: while platforms can expand political voice, they can also undermine deliberative quality. We should view the democratic effects of social media as conditional and contradictory: while platforms can expand political voice, they can also undermine deliberative quality [35].

The policy implication is not that digital political communication should be prohibited. "Policy implication: we should not ban digital political communication. in itself. More likely to bolster democratic resilience are transparent political advertising, multilingual fact-checking, media and algorithmic literacy, privacy-preserving research access, platform accountability, and well-designed protections against deceptive synthetic media. Future research should include longitudinal panels, field experiments, verifiable behavioral metrics, vernacular language databases, and transparent cross-platform sampling to establish whether digital participation translates into lasting democratic engagement.

REFERENCES

1. Acheampong, A. O., & Taden, J. (2025). Does social media penetration enhance democratic institutions? Evidence from Varieties of Democracy data. Social Indicators Research, 178(3), 987–1024. https://doi.org/10.1007/s11205-024-03329-4
2. Ahmed, S., Jaidka, K., & Cho, J. (2016). The 2014 Indian elections on Twitter: A comparison of campaign strategies of political parties. Telematics and Informatics, 33(4), 1071–1087. https://doi.org/10.1016/j.tele.2016.03.002
3. Ahmed, S., & Wang, Y. (2024). Empowering the religious minority: Examining the mobilizing role of social media for online political participation in an Asian democracy. Asian Journal of Communication, 34(2), 135–155. https://doi.org/10.1080/01292986.2024.2317314
4. Akbar, S. Z., Panda, A., & Pal, J. (2022). Political hazard: Misinformation in the 2019 Indian general election campaign. South Asian History and Culture, 13(3), 399–417. https://doi.org/10.1080/19472498.2022.2095596
5. Allcott, H., & Gentzkow, M. (2017). Social media and fake news in the 2016 election. Journal of Economic Perspectives, 31(2), 211–236. https://doi.org/10.1257/jep.31.2.211
6. Allcott, H., Gentzkow, M., & Yu, C. (2019). Trends in the diffusion of misinformation on social media. Research & Politics, 6(2), 1–8. https://doi.org/10.1177/2053168019848554
7. Bail, C. A., Argyle, L. P., Brown, T. W., Bumpus, J. P., Chen, H., Hunzaker, M. B. F., Lee, J., Mann, M., Merhout, F., & Volfovsky, A. (2018). Exposure to opposing views on social media can increase political polarization. Proceedings of the National Academy of Sciences, 115(37), 9216–9221. https://doi.org/10.1073/pnas.1804840115

International Journal of Innovative Research of Science, Engineering and Technology (IJIRSET)

Impact Factor 9.935

|www.ijirset.com |A Monthly, Peer Reviewed & Refereed Journal| e-ISSN: 2319-8753| p-ISSN: 2347-6710|

Volume 15, Issue 11, November 2026

|DOI: 10.15680/IJIRSET.2026.1511027|

8. Boulianne, S. (2015). Social media use and participation: A meta-analysis of current research. Information, Communication & Society, 18(5), 524–538. https://doi.org/10.1080/1369118X.2015.1008542
9. Centre for the Study of Developing Societies–Lokniti. (2024). National election study 2024: Post-poll survey materials and analyses. Centre for the Study of Developing Societies.
10. Chadwick, A. (2013). The hybrid media system: Politics and power. Oxford University Press.
11. Chan, M., & Yi, J. (2024). Social media use and political engagement in polarized times: Examining the contextual roles of issue and affective polarization in developed democracies. Political Communication, 41(5), 743–762. https://doi.org/10.1080/10584609.2024.2325423
12. Cinelli, M., De Francisci Morales, G., Galeazzi, A., Quattrociocchi, W., & Starnini, M. (2021). The echo chamber effect on social media. Proceedings of the National Academy of Sciences, 118(9), e2023301118. https://doi.org/10.1073/pnas.2023301118
13. Election Commission of India. (2024). General elections to Lok Sabha 2024: Statistical reports. Election Commission of India.
14. Garimella, K., & Eckles, D. (2020). Images and misinformation in political groups: Evidence from WhatsApp in India. Harvard Kennedy School Misinformation Review, 1(4). https://doi.org/10.37016/mr-2020-030
15. Guess, A. M., Nagler, J., & Tucker, J. A. (2019). Less than you think: Prevalence and predictors of fake news dissemination on Facebook. Science Advances, 5(1), eaau4586. https://doi.org/10.1126/sciadv.aau4586
16. Howard, P. N. (2010). The digital origins of dictatorship and democracy: Information technology and political Islam. Oxford University Press. https://doi.org/10.1093/acprof:oso/9780199736416.001.0001
17. Jaidka, K., & Ahmed, S. (2015). The 2014 Indian general election on Twitter: An analysis of changing political traditions. In Proceedings of the Seventh International Conference on Information and Communication Technologies and Development (Article 43, pp. 1–5). Association for Computing Machinery. https://doi.org/10.1145/2737856.2737889
18. Jakesch, M., Garimella, K., Eckles, D., & Naaman, M. (2021). Trend alert: How a cross-platform organization manipulated Twitter trends in the Indian general election. Proceedings of the ACM on Human-Computer Interaction, 5(CSCW2), Article 458. https://doi.org/10.1145/3479523
19. Jha, C. K., & Kodila-Tedika, O. (2020). Does social media promote democracy? Some empirical evidence. Journal of Policy Modeling, 42(2), 271–290. https://doi.org/10.1016/j.jpolmod.2019.05.010
20. Kubin, E., & von Sikorski, C. (2021). The role of (social) media in political polarization: A systematic review. Annals of the International Communication Association, 45(3), 188–206. https://doi.org/10.1080/23808985.2021.1976070
21. Lorenz-Spreen, P., Oswald, L., Lewandowsky, S., & Hertwig, R. (2023). A systematic review of worldwide causal and correlational evidence on digital media and democracy. Nature Human Behaviour, 7, 74–101. https://doi.org/10.1038/s41562-022-01460-1
22. Margetts, H., John, P., Hale, S., & Yasseri, T. (2016). Political turbulence: How social media shape collective action. Princeton University Press.
23. Neyazi, T. A. (2018). Political communication and mobilisation: The Hindi media in India. Cambridge University Press. https://doi.org/10.1017/9781108235891
24. Neyazi, T. A., Kuru, O., & Mukerjee, S. (2025). The influence of sexism and incivility in WhatsApp political discussions on affective polarization: Evidence from a 2022 multi-party election in India. The International Journal of Press/Politics, 30(3), 797–818. https://doi.org/10.1177/19401612241242431
25. Oza, E., Williams, P., & Kamra, L. (2024). Digital denizenship: Hindu nationalist architectures of digital closings and unbelonging in India. Environment and Planning C: Politics and Space, 42(7), 1150–1169. https://doi.org/10.1177/23996544241226813
26. Persily, N., & Tucker, J. A. (Eds.). (2020). Social media and democracy: The state of the field, prospects for reform. Cambridge University Press.
27. Shao, C., Ciampaglia, G. L., Varol, O., Yang, K.-C., Flammini, A., & Menczer, F. (2018). The spread of low-credibility content by social bots. Nature Communications, 9, Article 4787. https://doi.org/10.1038/s41467-018-06930-7
28. Sunstein, C. R. (2017). #Republic: Divided democracy in the age of social media. Princeton University Press.
29. Tucker, J. A., Guess, A., Barberá, P., Vaccari, C., Siegel, A., Sanovich, S., Stukal, D., & Nyhan, B. (2018). Social media, political polarization, and political disinformation: A review of the scientific literature. William and Flora Hewlett Foundation.
30. Udupa, S. (2018). Gaali cultures: The politics of abusive exchange on social media. New Media & Society, 20(4), 1506–1522.

International Journal of Innovative Research of Science, Engineering and Technology (IJIRSET)

Impact Factor 9.935

|www.ijirset.com |A Monthly, Peer Reviewed & Refereed Journal| e-ISSN: 2319-8753| p-ISSN: 2347-6710|

Volume 15, Issue 11, November 2026

|DOI: 10.15680/IJIRSET.2026.1511027|

31. Vaccari, C., & Valeriani, A. (2021). Outside the bubble: Social media and political participation in Western democracies. Oxford University Press.
32. Van Bavel, J. J., Rathje, S., Harris, E., Robertson, C., & Sternisko, A. (2021). How social media shapes polarization. Trends in Cognitive Sciences, 25(11), 913–916. https://doi.org/10.1016/j.tics.2021.07.013
33. Vosoughi, S., Roy, D., & Aral, S. (2018). The spread of true and false news online. Science, 359(6380), 1146–1151. https://doi.org/10.1126/science.aap9559
34. Weismueller, J. (2024). Information sharing and political polarisation on social media: The role of falsehood and partisanship. Information Systems Journal, 34(3), 854–893. https://doi.org/10.1111/isj.12453
35. Wolfsfeld, G., Segev, E., & Sheafer, T. (2013). Social media and the Arab Spring: Politics comes first. The International Journal of Press/Politics, 18(2), 115–137. https://doi.org/10.1177/1940161212471716



ISSN INTERNATIONAL STANDARD SERIAL NUMBER INDIA

INNO SPACE SJIF Scientific Journal Impact Factor

doi crossref

निस्केयर NISCAIR

INTERNATIONAL JOURNAL OF INNOVATIVE RESEARCH

IN SCIENCE | ENGINEERING | TECHNOLOGY

9940 572 462 6381 907 438 ijirset@gmail.com

www.ijirset.com

Scan to save the contact details